


# Boat Owner Guide to Marine Sanitation Systems and Other Sources of Aggravation



## The New Get Rid of Boat Odors, 2nd Edition: A Boat Owner's Guide to Marine Sanitation Systems and Other Sources of Aggravation and Odor by Peggie Hall

★★★★☆ 4.5 out of 5

Language	: English
File size	: 15390 KB
Text-to-Speech	: Enabled
Screen Reader	: Supported
Enhanced typesetting	: Enabled
Word Wise	: Enabled
Print length	: 189 pages
Lending	: Enabled



Owning a boat is a fantastic way to enjoy the water and spend quality time with family and friends. However, with the joys of boat ownership come certain responsibilities, including the proper maintenance of your boat's sanitation system. A malfunctioning marine sanitation system can not only be a nuisance but also an environmental hazard.

In this comprehensive guide, we will provide you with in-depth knowledge about marine sanitation systems, including their types, components, operation, maintenance, and troubleshooting. Additionally, we will shed light on other common sources of frustration that boat owners often encounter and offer practical solutions to help you navigate these challenges smoothly.

## Types of Marine Sanitation Systems

There are two main types of marine sanitation systems:

1. **Type I systems:** These systems are designed to treat and discharge sewage into the water. They typically consist of a holding tank, a treatment unit, and a discharge pump.
2. **Type II systems:** These systems are designed to hold sewage in a tank until it can be pumped out at a waste disposal facility. They typically consist of a holding tank and a pump-out fitting.

The type of marine sanitation system that is right for your boat will depend on a number of factors, including the size of your boat, the number of people who will be using it, and the type of waters you will be boating in.

## Components of a Marine Sanitation System

The main components of a marine sanitation system include:

- **Holding tank:** This is a tank that stores sewage until it can be treated or pumped out.
- **Treatment unit** (Type I systems only): This is a device that treats sewage to reduce the level of pollutants before it is discharged into the water.
- **Discharge pump** (Type I systems only): This is a pump that discharges treated sewage into the water.
- **Pump-out fitting** (Type II systems only): This is a fitting that allows sewage to be pumped out of the holding tank into a waste disposal facility.

## Operation of a Marine Sanitation System

The operation of a marine sanitation system is relatively simple. When the toilet is flushed, sewage is flushed into the holding tank. If the system is a Type I system, the sewage is then pumped into the treatment unit, where it is treated to reduce the level of pollutants. The treated sewage is then discharged into the water. If the system is a Type II system, the sewage is simply held in the holding tank until it can be pumped out at a waste disposal facility.

## Maintenance of a Marine Sanitation System

Regular maintenance of your marine sanitation system is essential to ensure that it operates properly and efficiently. Some of the maintenance tasks that you should perform regularly include:

- **Inspecting the holding tank** for leaks or damage.
- **Pumping out the holding tank** (Type II systems only) regularly to prevent it from overflowing.
- **Cleaning the treatment unit** (Type I systems only) according to the manufacturer's instructions.
- **Replacing the discharge pump** (Type I systems only) if it fails.

## Troubleshooting a Marine Sanitation System

If you are experiencing problems with your marine sanitation system, there are a few things you can do to troubleshoot the problem:

- **Check the holding tank** to make sure it is not full.

- **Check the treatment unit** (Type I systems only) to make sure it is operating properly.
- **Check the discharge pump** (Type I systems only) to make sure it is working properly.
- **Check the pump-out fitting** (Type II systems only) to make sure it is not clogged.

If you are unable to troubleshoot the problem yourself, you should contact a qualified marine mechanic for assistance.

### **Other Sources of Aggravation for Boat Owners**


In addition to marine sanitation systems, there are a number of other sources of frustration that boat owners often encounter. These include:

- **Electrical problems:** Electrical problems are one of the most common sources of frustration for boat owners. These problems can range from simple battery problems to complex wiring issues.
- **Engine problems:** Engine problems are another common source of frustration for boat owners. These problems can range from minor carburetor adjustments to major engine overhauls.
- **Plumbing problems:** Plumbing problems are another common source of frustration for boat owners. These problems can range from leaky faucets to clogged drains.
- **Weather conditions:** Weather conditions can also be a source of frustration for boat owners. Bad weather can make it difficult or even impossible to use your boat.

While these sources of aggravation can be frustrating, there are a number of things you can do to minimize their impact on your boating experience. These include:

- **Regular maintenance:** Regular maintenance is the best way to prevent problems from occurring in the first place.
- **Troubleshooting:** If you do experience a problem, try to troubleshoot it yourself before calling for help.
- **Patience:** Patience is key when it comes to owning a boat. Things will not always go your way, but with a little patience, you can overcome any challenge.

Owning a boat can be a rewarding experience, but it also comes with its share of challenges. By understanding the basics of marine sanitation systems and other sources of aggravation, you can be better prepared to deal with these challenges and enjoy your time on the water.




## The New Get Rid of Boat Odors, 2nd Edition: A Boat Owner's Guide to Marine Sanitation Systems and Other Sources of Aggravation and Odor by Peggie Hall

★★★★☆ 4.5 out of 5

Language	: English
File size	: 15390 KB
Text-to-Speech	: Enabled
Screen Reader	: Supported
Enhanced typesetting	: Enabled
Word Wise	: Enabled
Print length	: 189 pages
Lending	: Enabled





## 125 Recipes to Embark on a Culinary Journey of Virtue and Vice

Embark on a culinary adventure that tantalizes your taste buds and explores the delicate balance between virtue and vice with this comprehensive...



## Italian Grammar for Beginners: Textbook and Workbook Included

Are you interested in learning Italian but don't know where to start? Or perhaps you've started learning but find yourself struggling with the grammar? This...