


# Fishing Basics: The Complete Illustrated Guide

Fishing is a popular and rewarding hobby that can be enjoyed by people of all ages. Whether you're a seasoned angler or a beginner, there's always something new to learn about this fascinating sport. In this guide, we'll cover all the basics of fishing, from choosing the right gear to finding the best fishing spots.



## Fishing Basics: The Complete Illustrated Guide

by Gene Kugach

★★★★☆ 4.4 out of 5

Language : English  
File size : 22482 KB  
Text-to-Speech : Enabled  
Screen Reader : Supported  
Enhanced typesetting : Enabled  
Word Wise : Enabled  
Print length : 505 pages



## Choosing the Right Gear

The first step to fishing is choosing the right gear. This includes your rod, reel, line, bait, and hooks.

**Rods:** Rods come in a variety of lengths, actions, and powers. The length of the rod will determine how far you can cast, while the action will determine how sensitive the rod is to bites. The power of the rod will

determine how heavy of a fish you can land.**Reels:** Reels come in two main types: spinning reels and baitcasting reels. Spinning reels are easier to use, while baitcasting reels offer more control.**Line:** Fishing line comes in a variety of strengths and materials. The strength of the line will determine how heavy of a fish you can catch, while the material will determine how resistant the line is to abrasion.**Bait:** There are many different types of bait that you can use for fishing. Live bait, such as worms, minnows, and insects, is often the most effective. Artificial bait, such as lures and flies, can also be effective.**Hooks:** Hooks come in a variety of sizes and shapes. The size of the hook will determine how big of a fish you can catch, while the shape of the hook will determine how well it holds fish.

## **Finding the Best Fishing Spots**

Once you have the right gear, the next step is to find the best fishing spots. There are a few things you can look for when choosing a fishing spot:**Structure:** Fish like to hide near structure, such as rocks, logs, and weeds.**Current:** Fish are often found in areas with current, such as rivers and streams.**Depth:** The depth of the water can affect the type of fish that you can catch.

## **Fishing Techniques**

There are many different fishing techniques that you can use. The most common techniques include:


**Casting:** Casting is the most basic fishing technique. To cast, hold the rod in one hand and the reel in the other hand. Swing the rod back and forth until the bait or lure reaches the desired distance.**Trolling:** Trolling is a technique that involves dragging a bait or lure behind a boat. Trolling is

effective for catching fish that are swimming in schools.**Jigging:** Jigging is a technique that involves moving a bait or lure up and down in the water. Jigging is effective for catching fish that are on the bottom.

## Landing a Fish

Once you've caught a fish, the next step is to land it. To land a fish, use the reel to bring the fish close to the boat. Then, use a net to scoop the fish out of the water.

Fishing is a great way to relax and enjoy the outdoors. With the right gear and knowledge, you can have a successful fishing trip.




## Fishing Basics: The Complete Illustrated Guide

by Gene Kugach

★★★★☆ 4.4 out of 5

Language : English  
File size : 22482 KB  
Text-to-Speech : Enabled  
Screen Reader : Supported  
Enhanced typesetting : Enabled  
Word Wise : Enabled  
Print length : 505 pages





## 125 Recipes to Embark on a Culinary Journey of Virtue and Vice

Embark on a culinary adventure that tantalizes your taste buds and explores the delicate balance between virtue and vice with this comprehensive...



## Italian Grammar for Beginners: Textbook and Workbook Included

Are you interested in learning Italian but don't know where to start? Or perhaps you've started learning but find yourself struggling with the grammar? This...