


Super Easy Camping Recipes: A Comprehensive Guide to Campfire Cuisine

Camping is a fantastic way to connect with nature, relax, and create memories with loved ones. However, cooking over a campfire can be a daunting task, especially for beginners. That's where this comprehensive guide to super easy camping recipes comes in. Whether you're a seasoned camper or a first-timer, this guide has everything you need to master campfire cooking and make your next camping trip a culinary adventure.



Super Easy Camping Recipes: 101 Quick and Simple Campsite Recipes (Camp Cooking) by Louise Davidson

★★★★☆ 4.2 out of 5

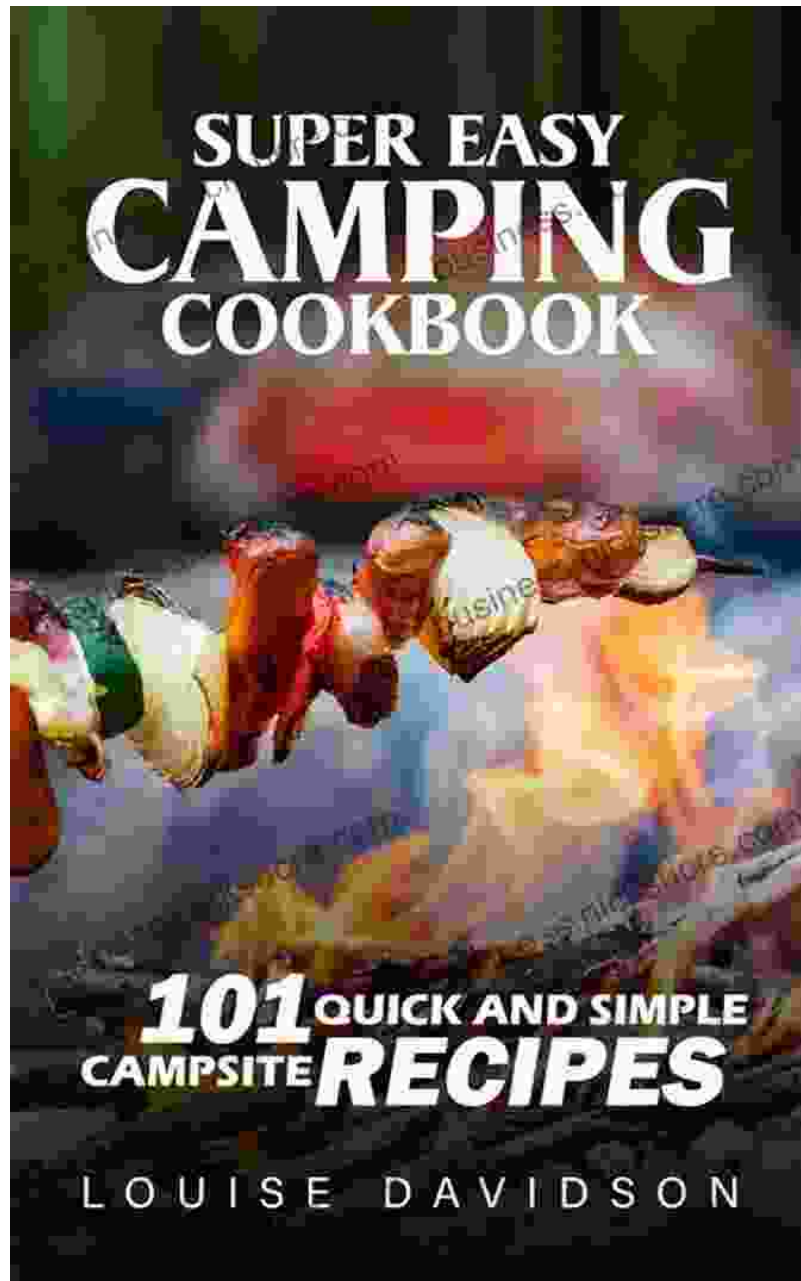
Language	: English
File size	: 2976 KB
Text-to-Speech	: Enabled
Screen Reader	: Supported
Enhanced typesetting	: Enabled
Word Wise	: Enabled
Print length	: 248 pages
Lending	: Enabled



In this guide, you'll discover a wide range of recipes, from mouthwatering campfire starters to delectable main courses, and indulgent desserts. Each recipe is carefully selected for its simplicity, ease of preparation, and delicious taste. We've also included helpful tips and tricks to ensure your campfire cooking experience is both enjoyable and successful.


Campfire Starters

- Cheesy Campfire Bread: This easy-to-make bread is perfect for dipping in soups, stews, or chili.



- Campfire Nachos: These nachos are a crowd-pleaser! Simply top tortilla chips with your favorite toppings and cook over the campfire

until melted and bubbly.



- Campfire S'mores: No camping trip is complete without s'mores! This classic treat is always a hit with kids and adults alike.



Main Courses

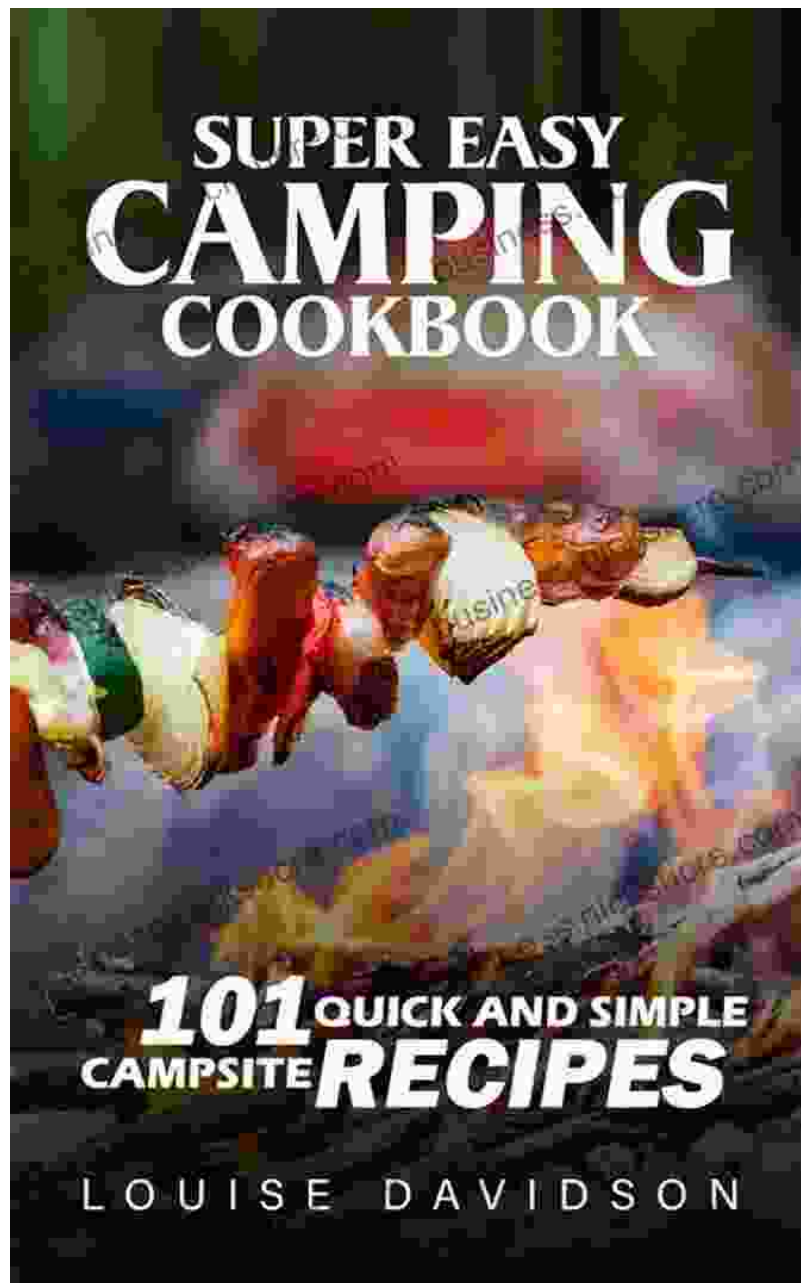
- Campfire Hamburgers: These juicy hamburgers are a staple of campfire cooking. Serve them with your favorite toppings on toasted

buns.



- Campfire Pizza: Who says you can't have pizza while camping? This easy-to-make pizza is cooked over the campfire and topped with your

favorite ingredients.



- Campfire Stew: This hearty stew is perfect for a cold night around the campfire. It's packed with vegetables, meat, and spices.



Desserts

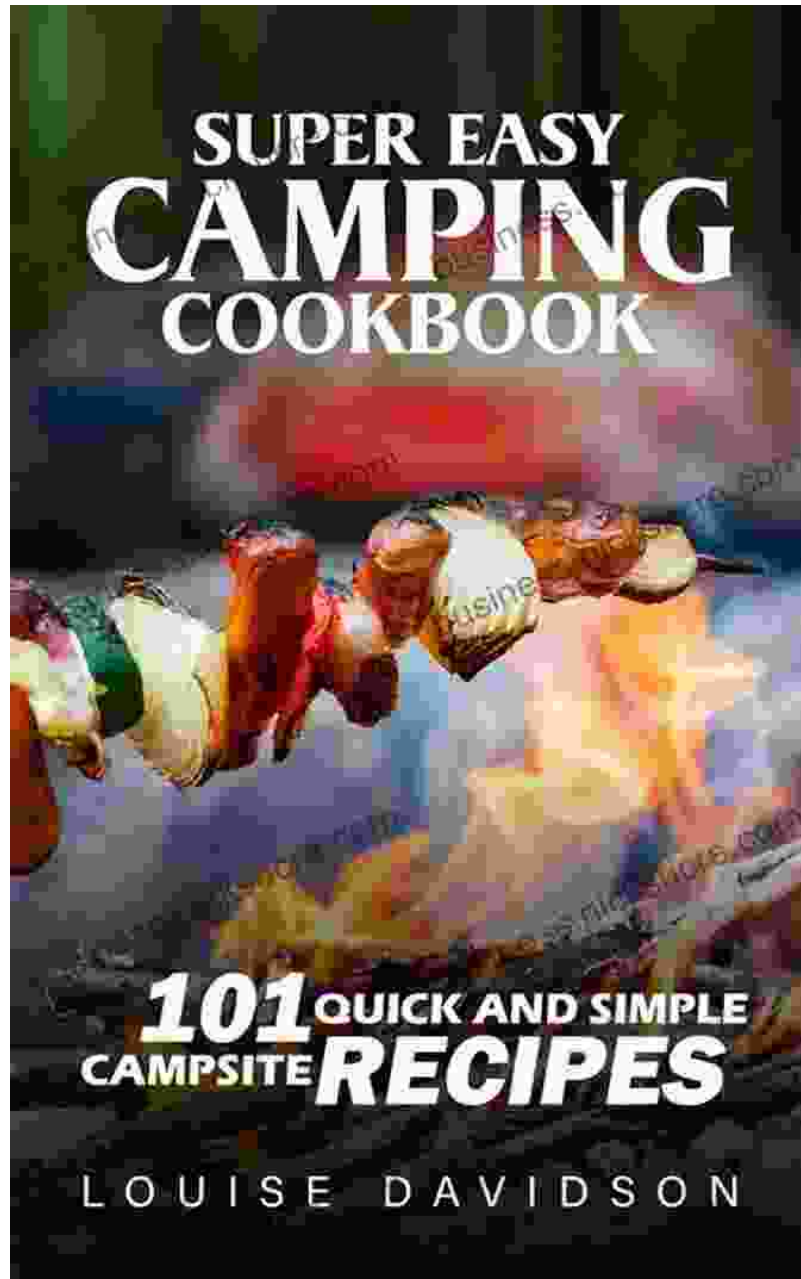
- Campfire Banana Boats: These sweet and gooey banana boats are a delicious way to end your campfire meal.



- Campfire Apple Crisp: This classic dessert is easy to make and always a hit with campers of all ages.



- Campfire Popcorn Balls: These sticky and sweet popcorn balls are a fun and easy treat to make over the campfire.




Tips for Campfire Cooking

- Keep your recipes simple. The simpler the recipe, the less likely you are to make a mistake.
- Use fresh ingredients whenever possible. Fresh ingredients will always taste better than processed ingredients.

- Cook over a hot fire. A hot fire will help to cook your food evenly and quickly.
- Don't overcrowd the pan. Overcrowding the pan will prevent your food from cooking evenly.
- Use a lid to trap heat. A lid will help to cook your food more evenly and quickly.
- Be patient. Cooking over a campfire takes time. Don't rush the process or you'll end up with undercooked food.

With the help of this comprehensive guide, you'll be able to master campfire cooking and impress your fellow campers with your culinary skills. So next time you're planning a camping trip, be sure to try out some of these super easy camping recipes. You won't be disappointed!




Super Easy Camping Recipes: 101 Quick and Simple Campsite Recipes (Camp Cooking) by Louise Davidson

★★★★☆ 4.2 out of 5

Language	: English
File size	: 2976 KB
Text-to-Speech	: Enabled
Screen Reader	: Supported
Enhanced typesetting	: Enabled
Word Wise	: Enabled
Print length	: 248 pages
Lending	: Enabled





125 Recipes to Embark on a Culinary Journey of Virtue and Vice

Embark on a culinary adventure that tantalizes your taste buds and explores the delicate balance between virtue and vice with this comprehensive...



Italian Grammar for Beginners: Textbook and Workbook Included

Are you interested in learning Italian but don't know where to start? Or perhaps you've started learning but find yourself struggling with the grammar? This...