


The Nurse Guide to Blogging: A Comprehensive Guide for Nurses

Are you a nurse who is passionate about sharing your knowledge and experience with others? Blogging is a great way to do just that. A blog can be a valuable tool for nurses to connect with patients, families, and other healthcare professionals. It can also be a great way to build your brand and establish yourself as an expert in your field.



The Nurse's Guide to Blogging: Building a Brand and a Profitable Business as a Nurse Influencer by Brittney Wilson

★★★★☆ 4.7 out of 5

Language : English
File size : 3432 KB
Text-to-Speech : Enabled
Screen Reader : Supported
Enhanced typesetting : Enabled
Print length : 181 pages
Lending : Enabled



If you're thinking about starting a blog, but don't know where to start, this guide is for you. We'll cover everything you need to know to get started, from choosing a topic to promoting your work.

Choosing a Topic

The first step in starting a blog is choosing a topic. What do you want to write about? What are you passionate about? What do you know a lot about?

Here are a few ideas for nurse blog topics:

- Your experiences as a nurse
- Health and wellness tips for patients and families
- Nursing research and evidence-based practice
- Nursing education and professional development
- Healthcare policy and advocacy

Once you've chosen a topic, you need to come up with a catchy blog name. This is the name that will appear at the top of your blog and in your social media profiles. It's important to choose a name that is relevant to your topic and that is easy to remember.

Setting Up Your Blog

Once you have a topic and a name, you need to set up your blog. There are many different blogging platforms available, such as WordPress, Blogger, and Squarespace. Choose a platform that is easy to use and that meets your needs.

Once you've chosen a platform, you need to create a blog account and choose a domain name. Your domain name is the address of your blog on the internet. It's important to choose a domain name that is relevant to your topic and that is easy to remember.

Once you have a domain name, you need to set up your blog's design. Choose a design that is visually appealing and that is easy to navigate. You should also add a blog header and a blog sidebar. The blog header is the image that appears at the top of your blog. The blog sidebar is the area on

the side of your blog where you can add widgets, such as a search bar, a social media feed, and a list of recent posts.

Writing Your Blog Posts


Now that you have your blog set up, you can start writing your blog posts. Here are a few tips for writing great blog posts:

- Write about topics that you are passionate about.
- Write in a clear and concise style.
- Use strong visuals to break up your text.
- Proofread your posts before you publish them.

Once you've written a few blog posts, you can start promoting your blog. Here are a few tips for promoting your nurse blog:

- Share your posts on social media.
- Submit your posts to directories and search engines.
- Guest post on other blogs.
- Attend blogging conferences and events.


Blogging can be a great way for nurses to share their knowledge and experience with others. It can also be a great way to build your brand and establish yourself as an expert in your field. If you're thinking about starting a blog, I encourage you to do it. It's a rewarding experience that can help you make a difference in the lives of others.



The Nurse's Guide to Blogging: Building a Brand and a Profitable Business as a Nurse Influencer by Brittney Wilson

★★★★☆ 4.7 out of 5

Language : English
File size : 3432 KB
Text-to-Speech : Enabled
Screen Reader : Supported
Enhanced typesetting : Enabled
Print length : 181 pages
Lending : Enabled



125 Recipes to Embark on a Culinary Journey of Virtue and Vice

Embark on a culinary adventure that tantalizes your taste buds and explores the delicate balance between virtue and vice with this comprehensive...



Italian Grammar for Beginners: Textbook and Workbook Included

Are you interested in learning Italian but don't know where to start? Or perhaps you've started learning but find yourself struggling with the grammar? This...