


# The Ultimate Guide To Nautical Knots



## The Ultimate Guide to Nautical Knots by Skyhorse Publishing

★★★★☆ 4.6 out of 5

Language	: English
File size	: 17750 KB
Text-to-Speech	: Enabled
Screen Reader	: Supported
Enhanced typesetting	: Enabled
Word Wise	: Enabled
Print length	: 59 pages
Lending	: Enabled



Knots are an essential part of sailing and fishing. They are used to secure lines, attach sails, and tie down equipment. There are hundreds of different knots, each with its own unique purpose. In this guide, we will teach you everything you need to know about nautical knots, from the basics to the most advanced techniques.

## Basic Knots

The following are some of the most basic knots that every sailor and fisherman should know:

- **Bowline Knot:** The bowline knot is a strong and secure knot that is used to create a loop in the end of a line. It is often used to tie a boat to a dock or to attach a sail to a mast.
- **Clove Hitch Knot:** The clove hitch knot is a simple and effective knot that is used to tie a line to a post or a ring. It is often used to secure

lines on a boat or to tie down equipment.

- **Figure Eight Knot:** The figure eight knot is a simple and secure knot that is used to join two lines together. It is often used to create a loop in the middle of a line.
- **Reef Knot:** The reef knot is a strong and secure knot that is used to tie two lines together. It is often used to shorten a sail or to tie down a boat.
- **Sheet Bend Knot:** The sheet bend knot is a strong and secure knot that is used to attach a line to a larger line. It is often used to attach a sail to a boom or to tie down a boat to a dock.

## Advanced Knots

Once you have mastered the basic knots, you can start to learn some of the more advanced knots. These knots are often used for specific purposes, such as tying down sails, securing equipment, or creating loops.

Some of the most common advanced knots include:

- **Anchor Bend Knot:** The anchor bend knot is a strong and secure knot that is used to attach a line to an anchor. It is important to use the correct size of line for the anchor, as a too-small line can break and a too-large line can be difficult to handle.
- **Carrick Bend Knot:** The carrick bend knot is a strong and secure knot that is used to join two lines together. It is often used to create a loop in the middle of a line or to attach a line to a larger line.
- **Rolling Hitch Knot:** The rolling hitch knot is a simple and effective knot that is used to secure a line to a post or a ring. It is often used to

secure lines on a boat or to tie down equipment.

- **Splice:** A splice is a way to join two lines together without using a knot. Splices are stronger than knots and they do not create a bulky connection.


## Uses of Knots

Knots are used for a variety of purposes in sailing and fishing. Some of the most common uses include:

- **Tying down sails:** Knots are used to tie down sails to the mast, boom, and other parts of the boat. This helps to keep the sails in place and prevents them from blowing away.
- **Securing equipment:** Knots are used to secure equipment to the boat, such as fenders, anchors, and life jackets. This helps to keep the equipment in place and prevents it from being lost overboard.
- **Creating loops:** Knots are used to create loops in lines. This can be used to create a handle for a line, to attach a line to a hook, or to create a loop in the middle of a line.
- **Joining lines together:** Knots are used to join two lines together. This can be used to create a longer line, to create a loop in the middle of a line, or to attach a line to a larger line.

Knots are an essential part of sailing and fishing. By learning how to tie knots, you can improve your safety and efficiency on the water. This guide has provided you with a comprehensive overview of nautical knots, from the basics to the most advanced techniques. With practice, you will be able


to master the art of knot tying and use knots to your advantage on the water.



## The Ultimate Guide to Nautical Knots by Skyhorse Publishing

★★★★☆ 4.6 out of 5

Language : English  
File size : 17750 KB  
Text-to-Speech : Enabled  
Screen Reader : Supported  
Enhanced typesetting : Enabled  
Word Wise : Enabled  
Print length : 59 pages  
Lending : Enabled



## 125 Recipes to Embark on a Culinary Journey of Virtue and Vice

Embark on a culinary adventure that tantalizes your taste buds and explores the delicate balance between virtue and vice with this comprehensive...



## Italian Grammar for Beginners: Textbook and Workbook Included

Are you interested in learning Italian but don't know where to start? Or perhaps you've started learning but find yourself struggling with the grammar? This...

